
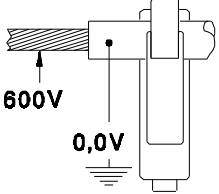

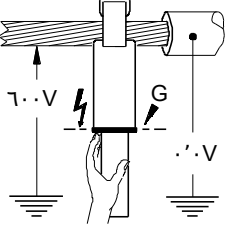





## AMMETER CLAMPS

Meanings of symbols shown on ammeter clamps	
	<p><b>Clamps for insulated wires</b> Symbol 101, Meaning: "Do not apply or remove on HAZARDOUS ENERGIZED wires" (NOT insulated). <i>NOTE: without voltage limitation, for the use on insulated wires with insulation which remains conform to the rated voltage.</i></p>
	
	<p><b>Clamp for not insulated wires</b> Symbol 102. Meaning: "Installation or removal authorized on HAZARDOUS ENERGIZED wires" <i>NOTE: on unprotected wires with a rated voltage which respects the one shown on the clamp.</i> Example: 600V CAT III 600 V maximum voltage (Phase-Neutral and Phase-Earth). CAT I to IV are measurement categories (formerly called Settlement Categories (over-voltage)).</p> <p><b>PRECAUTIONS:</b> do not hold over <b>TOUCH INDICATORS (G)</b>.</p>
	
Meanings of symbols shown on electrical equipment	
	<p>Symbol CEI 60417, n° 5172 Device fully protected by double insulation or reinforced insulation.</p>
	<p>Symbol ISO 3864, B.3.1 CAUTION risk of DANGER If it is necessary for the responsible authority or for the operator to refer to user manual in order to maintain the protections offered by the device.</p>
	<p>In accordance with the essential requirements of European Community Directive.</p>

### MAINTENANCE:

Clean periodically the housing drying it with a wet cloth and a detergent. Do not use any abrasive products or solvents. Do not dip-coat the clamp into a liquid. Control quality and cleanliness of the clamp locking. Avoid oxidation. Avoid frictions which could cause wear or important scratches.

### NORMAL CONDITIONS OF USE:

In a building located at an altitude of 2000 m max., with a temperature between 5°C and 40°C, in a maximum relative humidity of 80% until 31°C, this limit decreasing linearly until 50% at 40°C. Pollution degree of 2. Permanent rated current is shown on the clamp. Unless otherwise specified, maximum current is twice during 5min/hour.

### CAUTION:

The operator must use individual protection equipments when parts under DANGEROUS VOLTAGE can be ACCESSIBLE on the installation where the measurement is carried out.

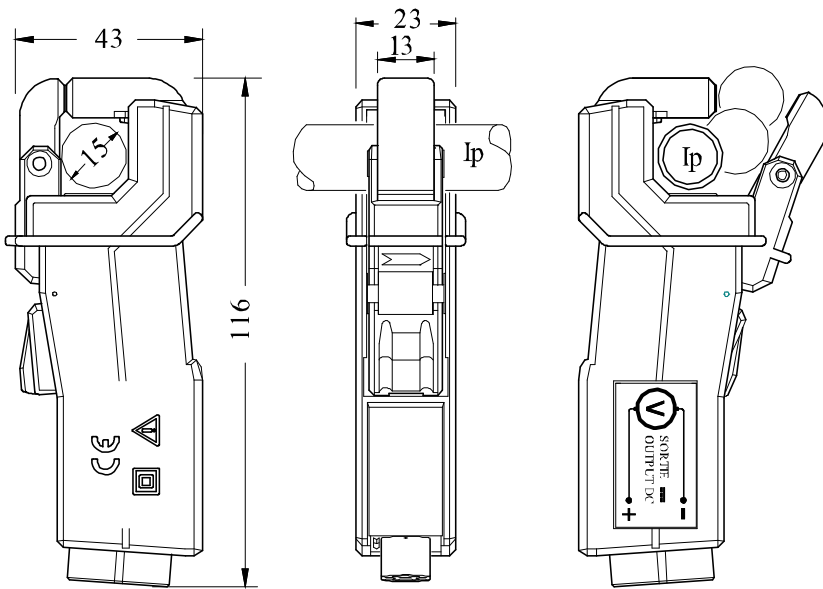


Do not use the current sensor in case of visible wear of the lockings.

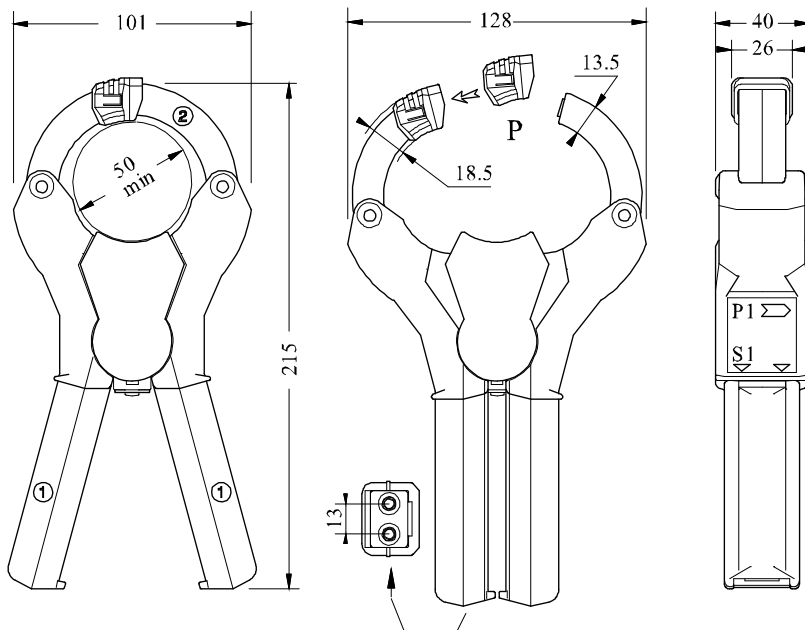
If the device is used in a way that is not specified by the manufacturer, the ensured protection is compromised.

DIMENSIONS OF CLAMPS (mm)

- KPID-50-BRF / KPID-100-BRF / KPID-200-BRF
- KIPID-50 / KIPID-100 / KIPID-200



- KPID-600-BRF
- KIPID-600



[www.kimo.fr](http://www.kimo.fr)

Distributed by :



EXPORT DEPARTMENT  
 Tel : + 33. 1. 60. 06. 69. 25 - Fax : + 33. 1. 60. 06. 69. 29  
 e-mail : export@kimo.fr